

ROTARY INTERNATIONAL RESOURCE EXTRA

REGIONAL INFORMATION BULLETIN

ROTARY INTERNATIONAL SOUTH PACIFIC AND PHILIPPINES OFFICE

April 2018 VOL 13 No 10



ROTARY:
MAKING A
DIFFERENCE

MATERNAL AND CHILD HEALTH

A special month for us all!

There was a great deal of excitement in the April Evanston air as we witnessed 13 incredibly generous supporters of The Rotary Foundation being inducted into the Arch Klumph Society. Such was the strength of this support that we were able to organise not one, but two National AKS Days with the Australians going through on Wednesday April 11th quickly followed by the Philippines/Indonesia Day on Thursday April 12th.



While this happened through the generosity and passion each of the inductees hold for The Rotary Foundations and its programs, the fact that we could organise things to recognise the great work being done by President Ian Riseley made it even more special. President Ian was there to be part of proceedings and gave great praise to the inductees for their huge level of commitment. We haven't received all the photos yet but you can be sure the event will be fully presented in graphic form in our next newsletter.

The other exciting news is covered in Andrew Best's article on page 3 of this newsletter. Andrew and Barbara (capably backed up by Mary Jayne) have covered an enormous amount of territory in an effort to maximise the CDS message - and they've done a magnificent job. More learning equals better performance at club level and we'll keep the pressure on to further extend our reach next year. In the meantime, rest assured you have a very capable CDS team waiting to help you in whatever way they can.

You'll see from Mark Anderson's pages that contributions to the Annual Fund have dropped further against YTD last March, so we need big things to happen over the final months. As a region, we were 9% down at the end of February but now 17% down at the end of March!

Shame to see so few clubs not up to date with dues payments (Grace Ramirez on page 8) but no doubt action is being taken. Australia and New Zealand have just one or two non-paying clubs in those districts not yet 100%.

It's time for Australian and New Zealand clubs to step on the gas and make these last two months count. Most conferences have been done so let's finish the year in style!

Best wishes

Bruce Allen

Manager, International Office & Foundation Services



2017-2020 COUNCIL CYCLE

The Council has a few updates and reminders for you.

Council on Resolutions

The 2018 Council on Resolutions (COR) is coming up and your district should decide if it will submit any resolutions. Details on drafting and submitting resolutions can be found in [How to Propose Resolutions](#). Rotary must receive any proposed resolutions by **30 June 2018** through the online form [here](#).

Convention Breakout

I am also happy to announce that there will be a Council on Legislation (COL) breakout session at the International Convention in Toronto, Ontario, Canada. The session will take place on Monday 25 June, from 3:00 to 4:30pm in Room 201 and will be facilitated by our COL Chair W. Duane Benton and COL Trainer Bradford Howard. Attendees will be able to discuss legislation going to the Council and have their COL questions answered. We hope that you will join us!

Council Training

As a reminder, representatives must attend the Council representative training session at the Rotary Institute and complete an online training course in preparation for the 2019 COL. These trainings will help ensure that you are prepared to participate in the proceedings when you arrive at the COL. More information on training can be found in [these FAQs](#) and in your [Representative Handbook](#). Please keep in mind that representatives who do not complete both trainings may not have their 2019 COL expenses reimbursed by Rotary.

2019 COL

Finally, the Council on Legislation is tentatively scheduled for 14-18 April 2019 in Chicago, Illinois, USA. The Rotary Meetings area will send registration materials for the meeting around November or December of this year. Please bear in mind that it may take a long time to obtain a visa (if required). Please plan accordingly.

If you have any other questions about the COL or COR, please email me at council_services@rotary.org.

SARAH CHRISTENSEN

Supervisor, Council Services

ONE ROTARY CENTER

1560 SHERMAN AVENUE

EVANSTON, ILLINOIS 60201-3698 USA

ROTARY.ORG

1056 CLUBS—21 DISTRICTS—13 PETS

March Madness was alive and well this PETS season but we are very proud with those numbers above. Over the past eight weeks, Barbara and I have provided training and facilitation to well over half of the Districts in our region. This year has been the busiest and largest in the attendance we have provided to the President Elects, Districts Governor Elects and the District Training Teams at training events across the region.



1056 President Elects were strengthened with the current content surrounding MyRotary, Rotary Club Central, Brand Centre, and SPPO office resources. 18 of these Districts hosted either Barbara or myself, and we would like to thank you for the kind, generous, and supportive hospitality you offered during our visits. Barbara and I enjoy sharing Rotary content and information with passionate and motivated club and district leaders.

3 Districts took the opportunity to play a custom 20-30 minute video outlining the powerful nature of MyRotary and Rotary Club Central. This no-cost, simple to deliver method is something we will look to do more, not just for PETS, but other training that clubs and districts identify. If this is something you would like to discuss further, please reach out to either Barbara or myself.

For those districts we did not get to this year, we look forward to supporting you in the coming years and ask that you to provide dates of your 2019 PETS now, so we can make sure to book you in.

Good luck to all incoming club and district leaders in Being the Inspiration.

ANDREW BEST



ANNUAL FUND

This month is Maternal and Child Health month. Every month Rotary has a theme which helps us focus on what we do and why we do it. The points below summarise why we as a humanitarian service organisation do what we do to make the world a better place in respect to this area of focus.

- Nearly 27,000 children under five die every day from largely preventable diseases and conditions
- 8.8 million children die before their fifth birthday
- Every year 536,000 women and girls die as a result of complications during pregnancy, childbirth, or the six weeks following delivery, a rate of more than one per minute. For every woman who dies, an additional 20 to 30 will have short-term and long-term disabilities
- Pregnancy and childbirth are the leading cause of death and disability for women in developing countries

The Annual Fund is the bank that delivers the funding to support your District and Global Grants. Supporting The Rotary Foundation Annual Fund allows you to actually give twice. The first time is to support the work of the Foundation. The second time is when your Club applies for a District or Global Grant. Name another charity that you support where you and your Club get to decide on the spending power of your contribution. The next time you give money to a charity, think about our charity, The Rotary Foundation and what we do in this respect and what we could do in our local community as well. Less than 50% of all Rotarians in our Region give to The Rotary Foundation, so we have a lot of upside. Make this year the first year to give that support and start by giving \$100 which is less than \$2 a week.

MARK ANDERSON

Annual Fund per Capita	YTD Mar 17/18 Zone 7 & 8	Feb Ranking	
1	3820 \$ 144.16	1	Philippines
2	3870 \$ 141.00	2	Philippines
3	3790 \$ 132.66	4	Philippines
4	3420 \$ 127.80	3	Indonesia
5	3860 \$ 124.78	5	Philippines
6	3800 \$ 122.55	6	Philippines



Annual Fund YTD March 2018			
AUSTRALIA			
DISTRICT	YTD March 17	YTD March 18	INCREASE
D9455	\$68,799	\$85,495	24.3%
D9465	\$46,583	\$56,276	20.8%
D9500	\$34,372	\$58,375	69.8%
D9520	\$33,210	\$48,441	45.9%
D9550	\$53,751	\$71,641	33.3%
D9570	\$26,492	\$15,329	-42.1%
D9600	\$188,208	\$128,188	-31.9%
D9630	\$65,246	\$62,494	-4.2%
D9640	\$41,759	\$62,258	49.1%
D9650	\$37,839	\$43,755	15.6%
D9670	\$36,093	\$32,637	-9.6%
D9675	\$146,363	\$86,439	-40.9%
D9685	\$151,034	\$230,943	52.9%
D9700	\$29,837	\$30,024	0.6%
D9710	\$63,538	\$75,827	19.3%
D9780	\$45,105	\$47,393	5.1%
D9790	\$83,339	\$48,308	-42.0%
D9800	\$164,158	\$158,438	-3.5%
D9810	\$105,646	\$86,641	-18.0%
D9820	\$42,853	\$43,903	2.5%
D9830	\$19,005	\$15,904	-16.3%
TOTAL	\$1,483,230	\$1,488,708	0.4%
NEW ZEALAND AND PACIFIC ISLANDS			
DISTRICT	YTD March 17	YTD March 18	INCREASE
9910	\$103,190	\$64,274	-37.7%
9920	\$49,202	\$49,971	1.6%
9930	\$67,398	\$50,415	-25.2%
9940	\$33,825	\$22,873	-32.4%
9970	\$29,675	\$31,225	5.2%
9980	\$95,933	\$66,209	-31.0%
TOTAL	\$ 379,223	\$ 284,968	-24.9%
PHILIPPINES			
DISTRICT	YTD March 17	YTD March 18	INCREASE
3770	\$92,866	\$138,461	49.1%
3780	\$261,258	\$265,677	1.7%
3790	\$227,529	\$350,215	53.9%
3800	\$508,106	\$309,427	-39.1%
3810	\$321,684	\$223,652	-30.5%
3820	\$648,177	\$459,730	-29.1%
3830	\$747,064	\$292,244	-60.9%
3850	\$152,634	\$77,912	-49.0%
3860	\$296,314	\$322,055	8.7%
3870	\$121,950	\$186,263	52.7%
TOTAL	\$3,377,582	\$2,625,634	-22.3%
INDONESIA			
DISTRICT	YTD March 17	YTD March 18	INCREASE
3410	\$129,848	\$41,705	-67.9%
3420	\$155,451	\$151,444	-2.6%
TOTAL	\$ 285,299	\$ 193,149	-32.3%
YTD March 17 YTD March 18 +/-			
AUS	\$1,483,230	\$1,488,708	0.4%
NZ	\$379,223	\$284,968	-24.9%
PHIL	\$3,377,582	\$2,625,634	-22.3%
IND	\$285,299	\$193,149	-32.3%
TOTAL	\$5,525,334	\$4,592,459	-16.9%

POLIO

Make history today. With the commitment of the Governments of the world, the CDC, The Bill and Melinda Gates Foundation, UNICEF, WHO and The Rotary Foundation, we can and we will make history when we can announce to the world, the end of Polio.

Never before has Rotary had a funding partner on the scale of the Bill and Melinda Gates Foundation. Their commitment to US\$100m a year, for 5 years is breathtaking in its scale. That gift is based on our commitment to also raise US\$50m per year for the next 5 years.

The simple message is to ensure that EVERY CLUB contributes a minimum of US\$1,500 every year for the next 5 years. Then History will be made.

MARK ANDERSON



**ROTARY:
MAKING A
DIFFERENCE**

POLIO CHALLENGE - YTD March 2018

AUSTRALIA

DISTRICT	YTD Mar 17	YTD Mar 18	INCREASE
9455	\$ 29,309.95	\$33,973.17	15.9%
9465	\$ 32,081.03	\$10,724.51	-66.6%
9500	\$ 15,179.30	\$5,036.65	-66.8%
9520	\$ 8,168.18	\$54,815.68	571.1%
9550	\$ 16,027.82	\$23,735.22	48.1%
9570	\$ 11,100.98	\$15,443.66	39.1%
9600	\$ 28,536.12	\$35,130.18	23.1%
9630	\$ 15,562.94	\$19,289.55	23.9%
9640	\$ 20,825.70	\$25,173.67	20.9%
9650	\$ 9,976.92	\$12,537.16	25.7%
9670	\$ 11,513.83	\$16,723.11	45.2%
9675	\$ 23,503.88	\$26,612.10	13.2%
9685	\$ 120,813.77	\$33,327.14	-72.4%
9700	\$ 12,554.69	\$7,978.47	-36.5%
9710	\$ 35,585.52	\$44,530.83	25.1%
9780	\$ 17,351.14	\$20,821.93	20.0%
9790	\$ 15,908.12	\$10,762.13	-32.3%
9800	\$ 15,829.79	\$16,266.38	2.8%
9810	\$ 30,368.40	\$38,714.74	27.5%
9820	\$ 5,421.29	\$18,759.91	246.0%
9830	\$ 757.04	\$4,542.91	500.1%
TOTAL	\$476,376.41	\$474,899.10	-0.3%

NEW ZEALAND AND PACIFIC ISLANDS

DISTRICT	YTD Mar 17	YTD Mar 18	INCREASE
9910	\$7,891.03	\$482,338.99	6012%
9920	\$15,918.92	\$667,260.36	4092%
9930	\$23,172.03	\$741,134.79	3098%
9940	\$9,141.21	\$744,018.63	8039%
9970	\$14,888.43	\$544,307.19	3556%
9980	\$9,218.01	\$565,467.77	6034%
TOTAL	\$80,229.63	\$3,744,527.73	4567%

PHILIPPINES


DISTRICT	YTD Mar 17	YTD Mar 18	INCREASE
3770	\$7,010.75	\$12,720.17	81.4%
3780	\$3,903.69	\$1,157.25	-70.4%
3790	\$9,423.23	\$7,511.83	-20.3%
3800	\$24,437.00	\$20,687.75	-15.3%
3810	\$34,715.43	\$6,839.41	-80.3%
3820	\$26,369.35	\$15,263.68	-42.1%
3830	\$67,390.41	\$8,946.11	-86.7%
3850	\$4,444.26	\$2,527.88	-43.1%
3860	\$56,677.88	\$21,365.83	-62.3%
3870	\$9,517.63	\$9,994.08	5.0%
TOTAL	\$243,889.63	\$107,013.99	-56.1%


INDONESIA


DISTRICT	YTD Mar 17	YTD Mar 18	INCREASE
3410	\$23,280.00	\$4,680.00	-79.9%
3420	\$21,711.34	\$6,006.00	-72.3%
TOTAL	\$44,991.34	\$10,686.00	-76.2%


	YTD Mar 17	YTD Mar 18	+/-
AUS	\$476,376.41	\$474,899.10	-0.3%
NZ	\$80,229.63	\$3,744,527.73	4567.3%
PHIL	\$243,889.63	\$107,013.99	-56.1%
IND	\$44,991.34	\$10,686.00	-76.2%
TOTAL	\$845,487.01	\$4,337,126.82	413.0%

PER CAPITA BY FUND YTD MARCH 2018

AUSTRALIA 				
DISTRICT	AF	POLIO	OTHER	TOTAL
9455	\$73.83	\$29.34	\$11.96	\$115.12
9465	\$44.17	\$8.42	\$4.73	\$57.32
9500	\$56.46	\$4.87	\$0.26	\$61.59
9520	\$38.72	\$43.82	\$3.66	\$86.20
9550	\$75.89	\$25.14	\$4.24	\$105.27
9570	\$14.90	\$15.01	\$0.00	\$29.90
9600	\$89.39	\$24.50	\$39.39	\$153.28
9630	\$55.80	\$17.22	\$1.41	\$74.43
9640	\$52.23	\$21.12	\$234.66	\$308.01
9650	\$29.81	\$8.54	\$1.85	\$40.20
9670	\$29.14	\$14.93	\$9.70	\$53.77
9675	\$58.44	\$17.99	\$0.00	\$76.44
9685	\$118.19	\$17.06	\$21.40	\$156.65
9700	\$29.23	\$7.77	\$3.91	\$40.92
9710	\$58.33	\$34.25	\$16.95	\$109.53
9780	\$27.32	\$12.00	\$2.27	\$41.59
9790	\$29.76	\$6.63	\$5.48	\$41.87
9800	\$66.54	\$6.83	\$1.61	\$74.98
9810	\$78.27	\$34.97	\$63.08	\$176.31
9820	\$32.86	\$14.04	\$0.00	\$46.90
9830	\$13.07	\$3.73	\$195.91	\$212.71
TOTAL	\$52.82	\$16.85	\$27.42	\$97.10

NEW ZEALAND 				
DISTRICT	AF	POLIO	OTHER	TOTAL
9910	\$61.10	\$458.50	\$1.97	\$521.56
9920	\$34.44	\$459.86	\$62.18	\$556.48
9930	\$30.97	\$455.24	\$0.00	\$486.21
9940	\$13.85	\$450.37	\$24.03	\$488.25
9970	\$26.31	\$458.56	\$0.00	\$484.86
9980	\$53.48	\$456.76	\$5.81	\$516.05
TOTAL	\$34.72	\$456.20	\$16.96	\$507.88

PHILIPPINES 				
DISTRICT	AF	POLIO	OTHER	TOTAL
3770	\$76.08	\$6.99	\$0.27	\$83.34
3780	\$114.12	\$0.50	\$0.04	\$114.66
3790	\$132.66	\$2.85	\$4.39	\$139.90
3800	\$122.55	\$8.19	\$2.60	\$133.34
3810	\$71.55	\$2.19	\$1.72	\$75.45
3820	\$144.16	\$4.79	\$2.59	\$151.53
3830	\$90.23	\$2.76	\$11.86	\$104.85
3850	\$60.49	\$1.96	\$4.72	\$67.17
3860	\$124.78	\$8.28	\$2.69	\$135.74
3870	\$141.00	\$7.57	\$0.00	\$148.57
TOTAL	\$141.00	\$7.57	\$0.00	\$148.57

INDONESIA 				
DISTRICT	AF	POLIO	OTHER	TOTAL
3410	\$35.71	\$4.01	\$0.03	\$39.74
3420	\$127.80	\$5.07	\$0.88	\$133.75
TOTAL	\$82.09	\$4.54	\$0.46	\$87.08

	AF	POLIO	OTHER	TOTAL
AUSTRALIA	\$52.82	\$16.85	\$27.42	\$97.10
NEW ZEALAND	\$34.72	\$456.20	\$16.96	\$507.88
PHILIPPINES	\$141.00	\$7.57	\$0.00	\$148.57
INDONESIA	\$82.09	\$4.54	\$0.46	\$87.08
TOTAL	\$66.44	\$67.50	\$14.89	\$148.83

AF per capita	2017/18		March benchmark \$75.00			
	Zone 8 CUP		Zone 7A CUP		Zone 7B Cup	
	1	9685	\$ 118.19	3820	\$ 144.16	9910
2	9600	\$ 89.39	3870	\$ 141.00	9980	\$53.48
3	9810	\$ 78.27	3790	\$ 132.66	9920	\$34.44

PAUL HARRIS SOCIETY



In our region, the number of Paul Harris Society members in the Philippines has overtaken Australia, even though Australia has more Rotarians than the Philippines. The Society is still growing in all Districts, but the growth is fastest in the Philippines. This growth is driven by focused Paul Harris Society Chairs and regardless of country, where a District has an active and respected Paul Harris Society Chair there is continual growth in numbers.

Given the background of most Rotarians there is no reason why we should not have 6,000 Paul Harris Society members across our Region. That is around 10% of all Rotarians as members of the Society. In my own Club we just signed up the 11th member and we strongly believe that we can grow this to 50% of our members which would be 18. We need to sell the story of the good work that we do. Every time I speak at a Club on The Rotary Foundation story we gain greater support, but what it tells us is that we need to have active Foundation committee members out telling our story. At least 3-4 times a year there is an opportunity to tell an aspect of our story to the members of our Clubs. The Paul Harris Society Chair is a District committee voice and has a story to tell. In your Club and in your District let's set a target and aim to have at least 10% of all Rotarians as members of the Paul Harris Society.

THE ENDOWMENT FUND

In our region the Endowment Fund is the least supported of our three funds that we can contribute to. This may be because of the lack of understanding as to what this fund actually does. We say things like "the money is never spent", rather than the spendable earnings from the investments are spent. One of the biggest areas of spending is the Rotary Peace Fellow Program. Also ask your DRFC how much your District gets as additional DDF from the Endowment.



Giving to the Endowment is an investment in the future and the future is as early as the first Rotary year after the contribution.

In many Clubs, those on the Club Board make decisions on how much is going to the Annual Fund, how much is going to Polio, but there is little thought given to the Endowment contributions. In Australia and New Zealand, most contributions to the Endowment are through Bequests, but as a

Club the contribution can be given at any time and should be a regular part of the annual giving program, not to be taken away from the Annual Fund but in addition to. Why not a single \$500 contribution from every Club every year to the Endowment?

FINANCE MATTERS

January 2018 Club Invoice Collection Status as at 15 April 2018

Zone 7A Philippines	
District	% Paid
3770	87
3780	77
3790	90
3800	85
3810	80
3820	88
3830	81
3850	92
3860	84
3870	96
Zone 7A	85

Zone 7B	
District	% Paid
9910	98
9920	92
9930	100
9940	94
9970	100
9980	100
Zone 7B	96

Zone 8	
District	% Paid
9455	98
9465	96
9500	95
9520	100
9550	98
9570	100
9600	98
9630	100
9640	98
9650	98
9670	100
9675	100
9685	100
9700	100
9710	100
9780	98
9790	100
9800	100
9810	100
9820	100
9830	100
Zone 8	99

90-day Reminder Letters

By the release of this newsletter, clubs that have outstanding balances more than USD250 as at 16 April 2018 would have already received their reminder letters. If your club officers receive these reminder letters in error, please contact Sally Furto at Sally.Furto@rotary.org for Australian, New Zealand and Pacific Island Clubs and Rosalyn Ong at Rosalyn.Ong@rotary.org for Philippine Clubs as soon as possible.

FINANCE MATTERS

Contributions to The Rotary Foundation

If you already have people in mind that you would like to award PHFs to, please consider sending your requests early. As we get into the last months of the Rotary year, we will exert our best efforts to mail out the necessary regalia as soon as possible. It would be best to avoid the rush so that we can all have a smooth and efficient end of year closing.

Change in Payment Method for Papua New Guinea and Island Clubs

As at 1 January 2018, clubs in the following 12 countries:

American Samoa	New Caledonia
East Timor	Papua New Guinea
Fiji	Samoa
French Polynesia	Solomon Islands
Kiribati	Tonga
Nauru	Vanuatu

will be asked to direct payments to the US Dollar accounts in Bank of America in Chicago, USA.

While it is best to pay dues or donate via personal credit card through MyRotary and just have this reimbursed by the club to the officer making the payment, we understand that this may not be an optimal solution for some. As such, here are the payment details for a wire transfer:

Account Information	Payment Type	
	Club Dues	Contributions
Account Name	Rotary International	The Rotary Foundation of Rotary International
Bank	Bank of America, NA	Bank of America, NA
Bank Address	135 S. LaSalle St Chicago, IL 60603 USA	135 LaSalle St Chicago, IL 60603 USA
SWIFT Code	BOFAUS3NXXX	BOFAUS3NXXX
Account Number	8666023159	8666023173
Payment Reference	<<Club No>>DUES	<<Grant number/donor number/ designated fund>>
Email payment advise to:	riclubfinance@rotary.org and Sally.Furto@rotary.org	trf.arinquiries@rotary.org (together with your contribution forms) and Sally.Furto@rotary.org

PROSPECTIVE MEMBER BROCHURE: IMPACT BEGINS WITH YOU



A brochure you can provide to people who are interested in learning more about Rotary and what sets it apart from other organisations.

Sold in packs of 5 [on the Rotary shop](#).
Also available as a [free download](#).

ROTARY INTERNATIONAL EXCHANGE RATES AGAINST THE US\$			
Date	Australia	New Zealand	Philippines
March 2018	1.27	1.36	52.00
April 2018	1.30	1.38	52.00

ROTARY INTERNATIONAL MOTOR VEHICLE RATES—PER KM RATE			
Date	Australia AU\$	New Zealand NZ\$	Philippines PHP
March 2018	0.66	0.73	21.51
April 2018	0.66	0.73	21.51

DATES TO REMEMBER		
Date	Meeting/Event	Venue
23-27 June 2018	RI Convention	Toronto, Canada
11-13 September 2018	GETS Zone 7B & 8	Hobart, Tasmania
14-16 September 2018	Zone Institute—Zone 7B & 8	Hobart, Tasmania
1-3 December 2018	Zone Institute - Zones B6, 7A, 10B	Djogjakarta, Indonesia